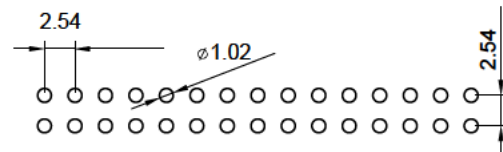
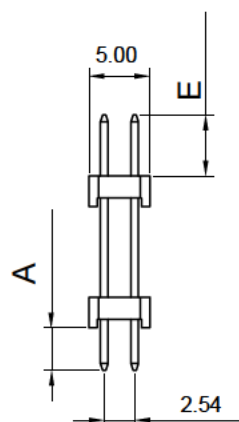
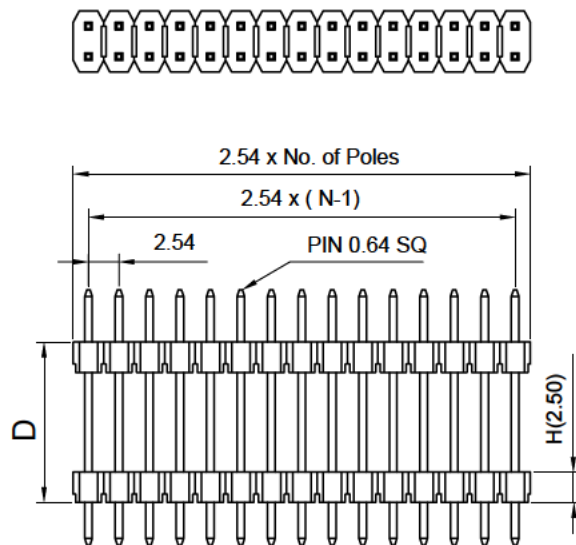


SPECIFICATIONS

Current Rating: 2A
 Contact Resistance: 20MΩ Max
 Insulation Resistance: 1000MΩ Min
 Withstand Voltage: 600V AC / Minute
 Operation Temperature: -40°C to +105°C
 Contact Materials: Brass
 Contact Plating: Au Or Sn over 50 Ni
 Insulator Materials: PBT / PA6T..



RECOMMENDED PCB LAYOUT
 COMPONENT SIDE VIEW

SM C02 2200 XX FS (A= ,C= ,D= ,E=) - Y

XX - Contact No.:2-80

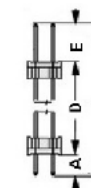
Y- Packaging: unmarked - bag

T -Tube

R - Reel Packing

P - Pad + Tube Packing

Q - Pad + Reel Packing



Example: SM C02 2200 10 FS (A=3,0; C=19,9; D=10,5; E=6,4) - T

= Header Dual Rows Dual Insulator; RM2,54; 10 Contacts;
 Dimension: A=3,0mm; C=19,9mm; D=10,5mm; E=6,4mm
 Pacakging: Tube

A=3,0mm; C=50,8mm; D=41,5mm; E=6,0mm

E			Units	mm	Scale	2:1	Drawing By	Date	SM C02 2200 XX FS, C=50,8mm	
D			Tolerance Unless Otherwise Specified			Revised By	Date	Sheet		1 of 1
C			.X ~ ±0.30			Approval By	Date	Third Angle Projection	Part No.	Customer Header SM C02 2200 XX FS
B			.XX ~ ±0.25							Title
A	RELEASED	01/06/18	.XXX ~ ±0.20			Date	01.07.2019			
REV	DESCRIPTION.	Date	Angle ~ ± 3°							