

Version	Rev. Content	Change Person

A

B

C

D

E

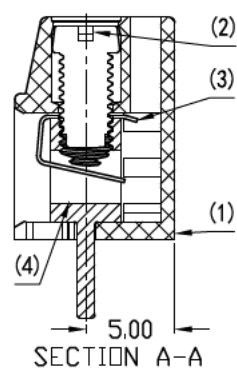
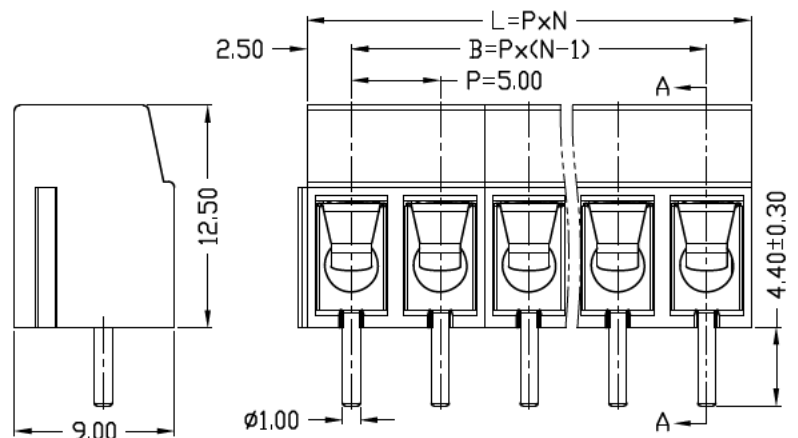
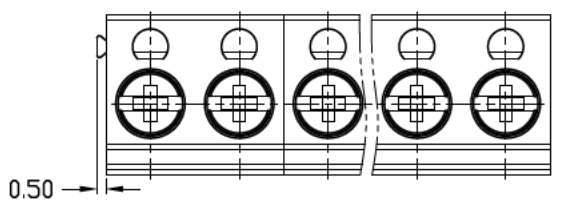
A

B

C

D

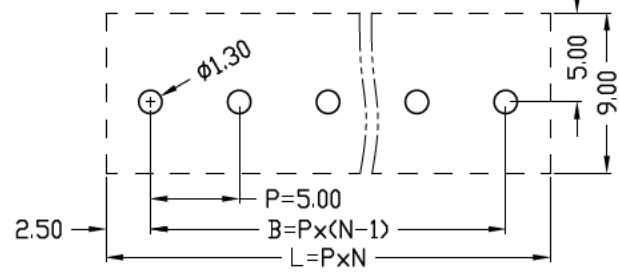
E



(Product Number Code):  
**SM C09 2501 XX SWY+**

Series No.      Y: Housing Color  
 No. of poles

1: Grey	7: Transparent
2: Blue	8: White
3: Black	9: Yellow
4: Green	
5: Orange	
6: Red	



PCB LAYOUT

P=5.00mm, N for Digits : 02, 03 ~ XX

N	02P	03P	04P	05P	06P	07P	08P	09P	10P	11P	12P	13P
L	10.00	15.00	20.00	25.00	30.00	35.00	40.00	45.00	50.00	55.00	60.00	65.00
B	5.00	10.00	15.00	20.00	25.00	30.00	35.00	40.00	45.00	50.00	55.00	60.00
N	14P	15P	16P	17P	18P	19P	20P	21P	22P	23P	24P	...
L	70.00	75.00	80.00	85.00	90.00	95.00	100.00	105.00	110.00	115.00	120.00	
B	65.00	70.00	75.00	80.00	85.00	90.00	95.00	100.00	105.00	110.00	115.00	

4	Solder pin	Brass	N	Tin Plating
3	Wire guard	Stainless Steel	N	
2	M3*0.5P Screw	Steel	N	ROHS Zine-white Plating
1	Housing	PBT (UL94, V-0)	/	
NO.	Parts Name	Material	Amount	Surface Treatment

**SCHMID-M**

Type : SM C09 2501 XX SWY+

Approval :

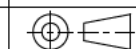
Drawing NO. :

Audit :

Units : mm      Page : 1/1

Design :

Scale : FULL



Version : TO

Tolerance Range	
150~	±1.50
60~150	±1.00
30~60	±0.80
6~30	±0.40
0~6	±0.25
Angle	X ±2°
	XX ±1°

1

2

3

4

5

6

7

8

1

2

3

4

5

6

7

8