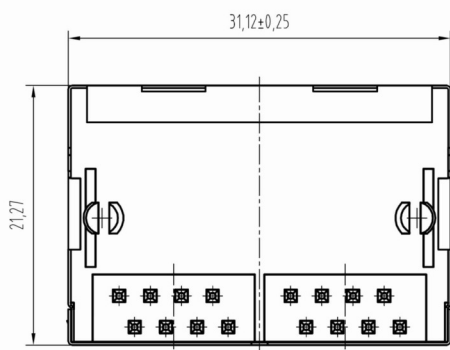
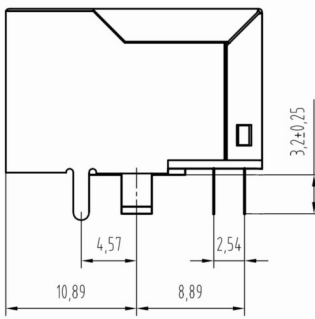
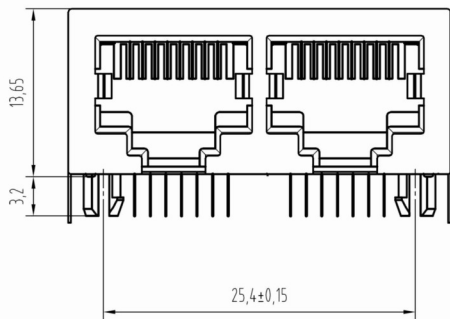
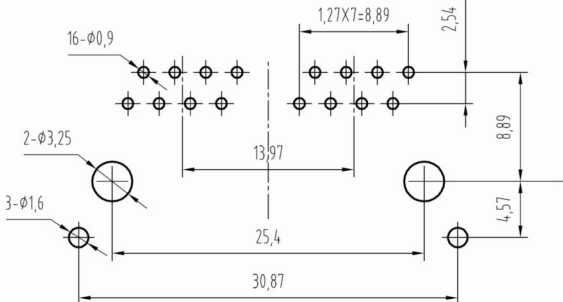


1 2 3 4 5 6 7 8

A
B
C
D
E
F
G
H



Contact Resistance	2 mΩ max.
Insulator Resistance	500 mΩ ,min. at DC 500V
Current Rating	24V DC 3 AMP Max
Withstanding voltage	AC500V/1Min
Contact	Phosphor Bronze , Gold Plated Or Tin Plated
Housing	PBT & 30% Glass Fiber(UL94V-0)
Position Details	8P8C



PC Board Layout
Component Side Shown

RoHS Compliant			
APPD. DWG. HELEN DATE 2014-06-23	SCALE UNIT M M PAGE 1 OF 1	TOLERANCE .0 ± 0.38 .00 ± 0.25 ANG. ± 3° SIZE. A 4 REV. A	PART NAME SIDE ENTRY PCB JACK ROUND PIN 8P8C 2 JACKS B TYPE SHIELD BLACK ROHS PART NO. SM C04 0071 88 2A

1 2 3 4 5 6 7 8