


2. SCB Series

Range of Size: (1005(0402)~3216(1206))

Test Equipment : E4991A IMPEDANCE ANALYZER

Operating Temperature : -55 °C ~ +125 °C

The max. rated current: the DC current value having temp. increased 40 °C after thro. DC current 2 hours at ambient temp.

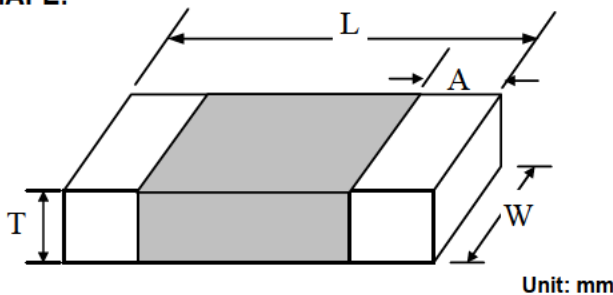


Features

- > The SCB series can be used on high current circuits due to its low DC resistance. It can match power lines to a maximum of 3A DC.
- > Application on high current DC power line EMI suppress, i.e. Hard drives, modems, motherboards, printer, monitors etc.
- > Either flow or reflow soldering methods can be used due to electroplating of the terminal electrodes.
- > High reliability due to an entirely monolithic structure.
- > Low DC resistance structure of electrode prevents wasteful electric power consumption.

General Dimensions and Configuration

SHAPE:



EQUIVALENT CIRCUIT DIAGRAM:

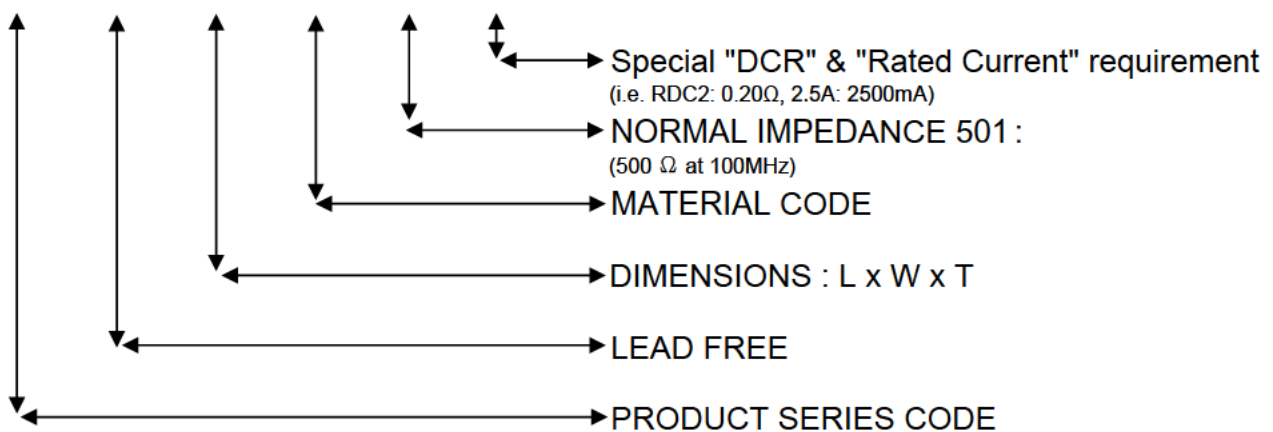


DIMENSIONS:

| SHAPE | L (m/m) | W (m/m) | T (m/m) | A (m/m) | Net Weight (mg) |
|--------------|-----------|-----------|-----------------|-----------|-----------------|
| 100505(0402) | 1.00±0.05 | 0.50±0.05 | 0.50±0.05 | 0.10~0.30 | 1.10 |
| 160808(0603) | 1.60±0.15 | 0.80±0.15 | 0.80±0.15 | 0.20~0.60 | 5.80 |
| 201209(0805) | 2.00±0.20 | 1.25±0.20 | 0.90+0.15/-0.20 | 0.20~0.80 | 12.00 |
| 321611(1206) | 3.20±0.20 | 1.60±0.20 | 1.10±0.20 | 0.40~1.00 | 28.00 |

Part Numbering Systems

SCB 321611 A 501 2.5A



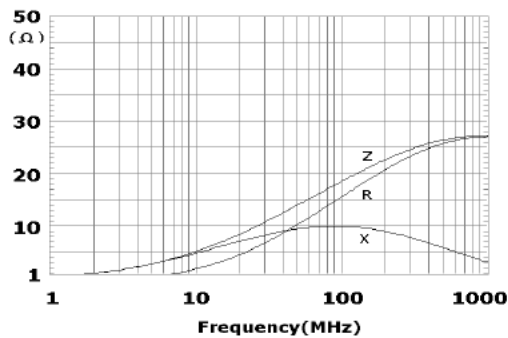
2. SCB Series (Size: 3216 (1206))

Electrical Characteristics

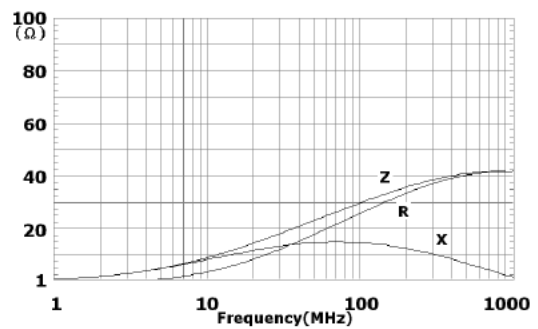
| Part No. | Impedance (Ω) $\pm 25\%$ (100MHz, 500mV) | DC Resistance Ω (Max.) | Rated Current mA (Max.) |
|--------------------|--|----------------------------------|----------------------------|
| SCB321611A190 | 19 | 0.03 | 3000 |
| SCB321611A310 | 31 | 0.03 | 3000 |
| SCB321611A520 | 52 | 0.03 | 3000 |
| SCB321611A700 | 70 | 0.04 | 3000 |
| SCB321611A101 | 100 | 0.04 | 3000 |
| SCB321611A151 | 150 | 0.05 | 3000 |
| SCB321611A301 | 300 | 0.06 | 3000 |
| SCB321611A501 2.5A | 500 | 0.07 | 2500 |
| SCB321611A601 2A | 600 | 0.08 | 2000 |
| SCB321611A102 1A | 1000 | 0.30 | 1000 |

Rating Curves

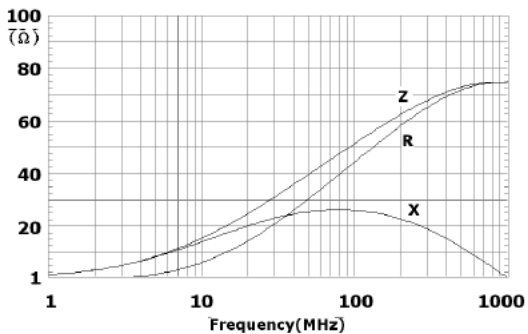
SCB321611A190



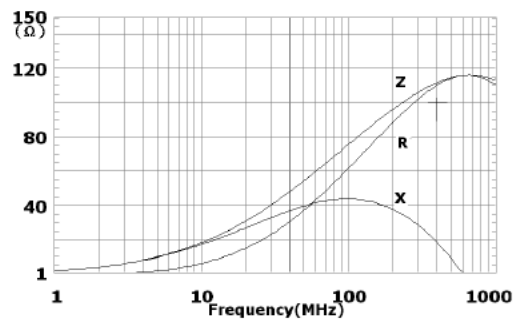
SCB321611A310



SCB321611A520



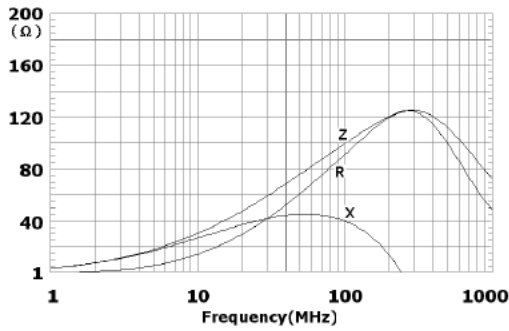
SCB321611A700



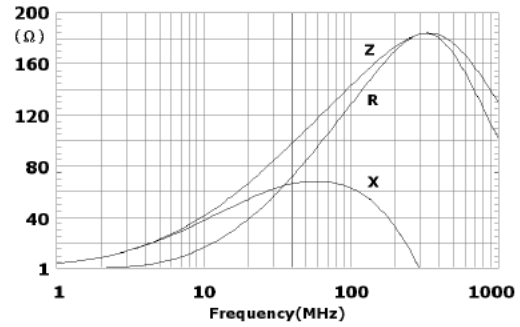
2. SCB Series (Size: 3216 (1206))

Rating Curves (Cont'd)

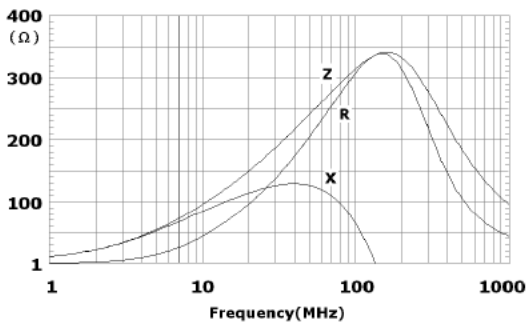
SCB321611A101



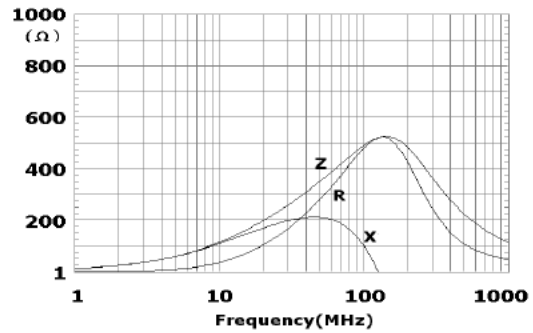
SCB321611A151



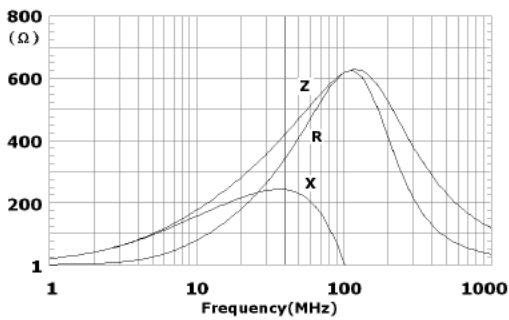
SCB321611A301



SCB321611A501 2.5A



SCB321611A601 2A



SCB321611A102 1A

