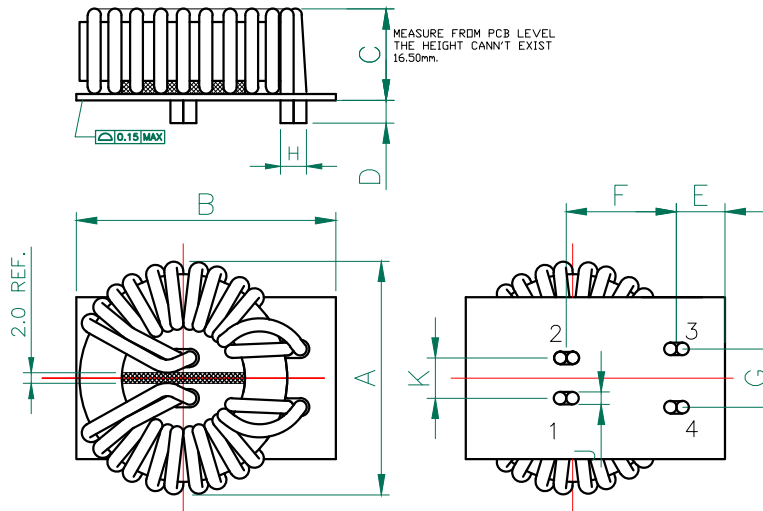


CMX1616Z401B-10

PHYSICAL DIMENSIONS:

A	41.00		MAX
B	41.00		MAX
C	16.50		MAX
D	3.50	+	0.50
E	3.50	+	0.50
F	22.00	+	0.50
G	15.50	+	0.50
H	3.80	+	0.50
J	1.80	+	0.20
K	5.50	+	0.50



ELECTRICAL SPECIFICATION

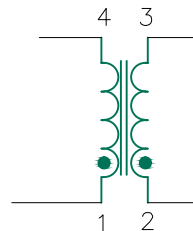
ELECTRICAL CHARACTERISTICS		NOM	MIN	MAX
INDUCTANCE @ 100kHz/0.1V	uH	396	237	535
DCR	mΩ	---	---	1.15
CURRENT RATING	A	---	---	46
RATING VOLTAGE	Vrms	---	---	250

HIPOT COIL-COIL: 1500V

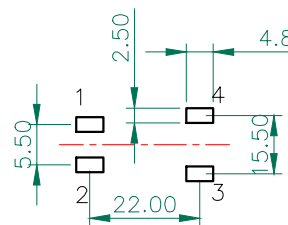
NOTE: UNLESS OTHERWISE SPECIFIED

1. FERRITE CORE: T33x18x7.3, MNZN;
2. TIN: LEAD-FREE SOLDER BAR;
3. ISOLATE 2 COILS BY EPOXY.
4. OPERATING TEMPERATURE RANGE: -40°C TO+105°C (INCLUDING SELF-HEATING).

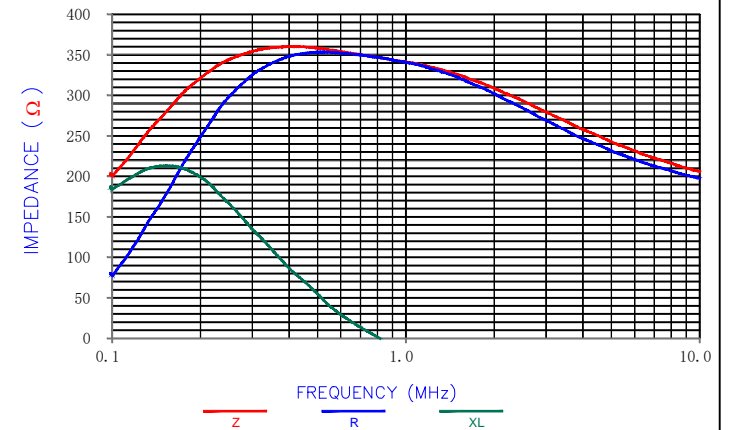
EQUIVALENT CIRCUIT



LAND PATTERN



Z, R, XL vs. FREQUENCY



RoHS

DIMENSIONS ARE IN mm.				This print is the property of Laird Tech. and is loaned in confidence subject to return upon request and with the understanding that no copies shall be made without the written consent of Laird Tech. All rights to design or invention are reserved.			
PROJECT/PART NUMBER:				REV		PART TYPE:	
C	CHANGE LAND PATTERN	03/08/19	DC	CMX1616Z401B-10		C	QIU
B	INDICATE THE PINS ON LAND PATTERN	07/22/16	QIU	DATE:	07/19/13	SCALE:	NTS
A	ORIGINAL DRAFT	07/19/13	QIU	CAD #		TOOL #	
REV	DESCRIPTION	DATE	INT	CMX1616Z401B-10-C		SHEET: 1 of 1	

Laird