

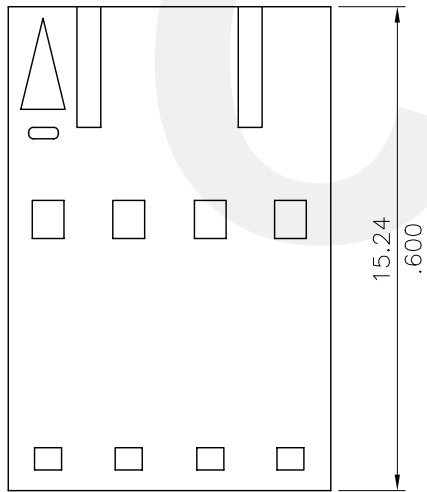
Material:
 * Insulation: PBT UL 94V-0, Color Black

Ordering Code:

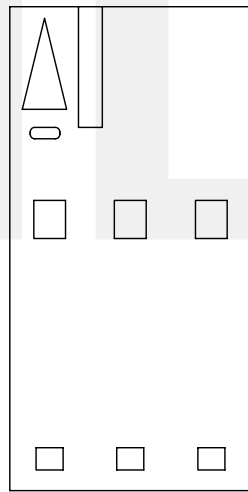
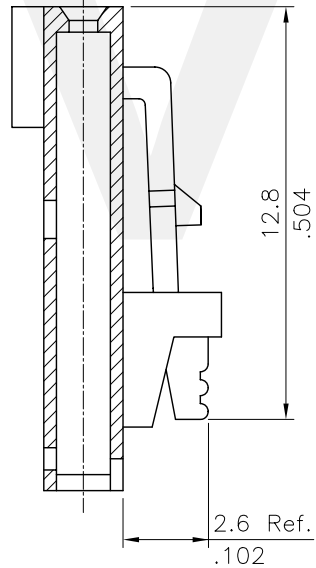
CI33 ** S00 10
 ① ② ③ ④

- ① Series No.
- ② No. of Circuits
- ③ Type: S00= With locking ribs and latch housing
- ④ Other option: 10= Color Black(Standard)

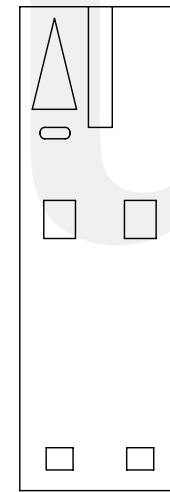
Circuits	Dimension	
	A	B
2	2.54(.100)	5.2(.205)
3	5.08(.200)	7.7(.303)
4	7.62(.300)	10.3(.406)
5	10.16(.400)	12.8(.504)
6	12.70(.500)	15.3(.602)
7	15.24(.600)	17.9(.705)
8	17.78(.700)	20.4(.803)
9	20.32(.800)	23.0(.906)
10	22.86(.900)	25.5(1.004)
11	25.40(1.000)	28.0(1.102)
12	27.94(1.100)	30.6(1.205)
13	30.48(1.200)	33.1(1.303)
14	33.02(1.300)	35.7(1.406)
15	35.56(1.400)	38.2(1.504)
16	38.10(1.500)	40.7(1.602)
17	40.64(1.600)	43.3(1.705)
18	43.18(1.700)	45.8(1.803)



For 4 Through 18 Circuits



For 3 Circuits



For 2 Circuits

RoHS Compliant

④					DATE	UNIT: mm / inch	TITLE: 2.54MM(.100") BOARD IN CONNECTORS	瀚荃股份有限公司 CviLux Corporation
③				DRAWN BY: Sandy	09/28-05'	TOLERANCE UNLESS OTHERWISE SPECIFIED	MATERIAL:	
②				ENGINEER: Eisley	09/29-05'	.X ± 0.30/.012 X.* ± 1*	FINISH:	DRAWING NO. CI3301SE PART NO. CI33**S0010
①	Sandy	9/27/05'	ECN05320	CHECKED BY: David	09/29-05'	.XX ± 0.20/.008 .X.* ±		SCALE 4 / 1
SYM	NAME	DATE	REVISIONS	APPROVED BY: Alex	09/29-05'	.XXX ± 0.10/.004 .XX.* ±		

