




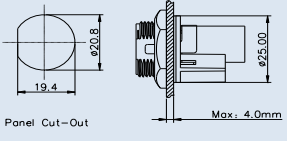
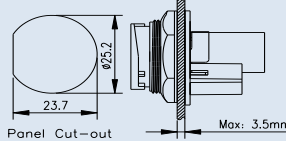
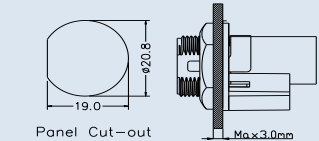
RJ45 SERIES

CHOGORI

RJ45 Series Specifications

RJ45 Series, Panel Front Mount

Description	Panel Front Mount, 180° Screw Type, Jack	Panel Front Mount, 180° Lock Bayonet Type, Jack	Panel Front Mount, 180° Screw(Metal) Type, Jack
Figure			

Drawing	 <p>Panel Cut-out Max: 4.0mm</p>	 <p>Panel Cut-out Max: 3.5mm</p>	 <p>Panel Cut-out Max: 3.0mm</p>
---------	--	---	--

Part Number	<table border="1"> <tr> <th>Contacts</th> <th>Part Number</th> </tr> <tr> <td>8</td> <td>33000000-10</td> </tr> </table>	Contacts	Part Number	8	33000000-10	<table border="1"> <tr> <th>Contacts</th> <th>Part Number</th> </tr> <tr> <td>8</td> <td>33000000-11</td> </tr> </table>	Contacts	Part Number	8	33000000-11	<table border="1"> <tr> <th>Contacts</th> <th>Part Number</th> </tr> <tr> <td>8</td> <td>33000000-12</td> </tr> </table>	Contacts	Part Number	8	33000000-12
	Contacts	Part Number													
8	33000000-10														
Contacts	Part Number														
8	33000000-11														
Contacts	Part Number														
8	33000000-12														

Specifications

Number of Contacts	8		8
Wire Gauge	24AWG		
Panel Thickness	Max. 4.0mm	Max. 4.0mm	Max. 4.0mm
Environmental Protection	IP67	IP67	IP67
Mechanical Life	500 mating cycles		
Operating Temperature	- 40°C - 85°C		