

# Product Data Sheet

DIN 41612 Male straight, type F,  
Part No. 109-40025

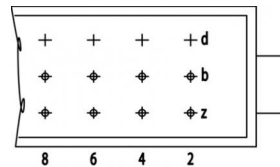
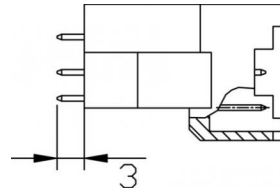



Illustration similar



Parallel



Through Hole



Power



Rugged

- Termination length 3 mm
- 32 contacts
- solder
- performance level 2
- flange perpendicular to termination direction



» to product on [www.ept.de](http://www.ept.de)



» to product group DIN 41612

# Product Data Sheet

DIN 41612 Male straight, type F,  
Part No. 109-40025



## Technical Specifications

### Basics

Specification	IEC 60603-2 (DIN 41612)
Performance Level	2
No. of Contacts	32
Termination Technology	solder
Termination Length	3 mm
Board-to-Board Distance	24.4 mm & 34.1 mm
Operating Temperature Range	-55°C to +125°C

### Material

Insulator Material	PBT glass filled UL 94 V-0
Contact Material	Copper alloy

### Mechanical

Pitch	5.08 x 3.81 mm
Mating Force	< 50 N
Separating Force per Pin	>0.2 N
Durability	400 mating cycles

### Electrical

Operational Current	5.6 A
Contact Resistance	<15 mΩ
Clearance and Creepage	cr: ≥ 3.0 mm, cl: ≥ 1.6 mm
Insulation Resistance	> 10 <sup>6</sup> MΩ
Test Voltage	1550 V

### Processing

Soldering Temperature	to 260°C
-----------------------	----------

### Approval / Compliance

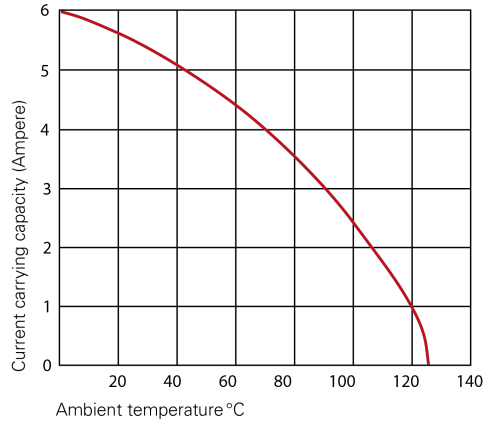
UL file	E130314
Environment	RoHS compliant

# Product Data Sheet

DIN 41612 Male straight, type F,  
Part No. 109-40025



## Derating Diagram



### Type D, E, F, G

20 °C	5.6 A
70 °C	4.0 A
100 °C	2.5 A

# Product Data Sheet

DIN 41612 Male straight, type F,  
Part No. 109-40025

---



## Modifications

Available on request

- Pre-mating and late-mating contacts
- Contact arrangement
- Performance levels I + III or customer-specific
- Special contact length

## Drawings

Component data for this product you can request through [sales@ept.de](mailto:sales@ept.de)