

Product Data Sheet

DIN 41612 Male straight, type C,
Part No. 103-40015

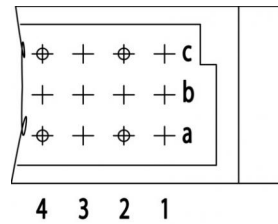
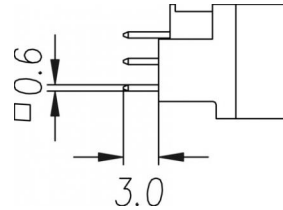



Illustration similar



Parallel



Perpendicular



Through Hole



Rugged

- Termination length 3 mm
- 32 contacts
- solder
- performance level 2
- flange perpendicular to termination direction



» to product on www.ept.de



» to product group DIN 41612

Product Data Sheet

DIN 41612 Male straight, type C,
Part No. 103-40015



Technical Specifications

Basics

Specification	IEC 60603-2 (DIN 41612)
Performance Level	2
No. of Contacts	32
Termination Technology	solder
Termination Length	3 mm
Board-to-Board Distance	17.85 mm
Operating Temperature Range	-55°C to +125°C

Material

Insulator Material	PBT glass filled UL 94 V-0
Contact Material	Copper alloy

Mechanical

Pitch	2.54 mm
Mating Force	< 30 N
Separating Force per Pin	> 0.15 N
Durability	400 mating cycles

Electrical

Operational Current	1.5 A
Contact Resistance	<20 mΩ
Clearance and Creepage	≥ 3.0 mm
Insulation Resistance	> 10 ⁶ MΩ
Test Voltage	1000 V

Processing

Soldering Temperature	to 260°C
-----------------------	----------

Approval / Compliance

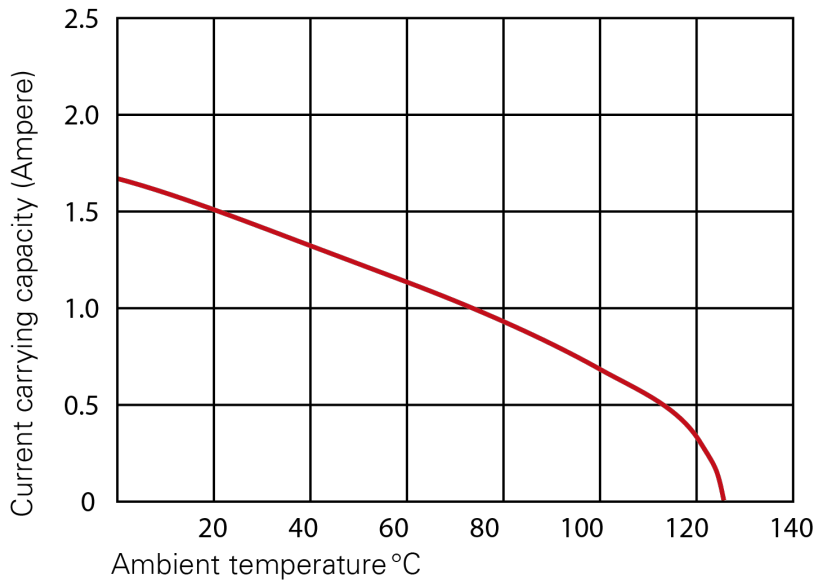
UL file	E130314
Environment	RoHS compliant

Product Data Sheet

DIN 41612 Male straight, type C,
Part No. 103-40015



Derating Diagram



Type B, Q, C, R

20 °C	1.5 A
70 °C	1.1 A
100 °C	0.7 A

Product Data Sheet

DIN 41612 Male straight, type C,
Part No. 103-40015



Modifications

Available on request

- Pre-mating and late-mating contacts
- Contact arrangement
- Performance levels I + III or customer-specific
- Special contact length

Accessories

- » DIN 41612 Coding pliers
Part Number 894-301

Drawings

Component data for this product you can request through sales@ept.de